



501 Waterline

Style Number	CS57D	CS58J	CS59J
<b>Construction</b>	glass	glass	glass
<b>Tile Type</b>	1" square mosaic	wall tile	random linear mosaic
<b>Tile Size</b>	12" x 12" x 1"	3" x 6"	12" x 12"



## Integra Color Grout CS95E All-in-One Thin Set Adhesive and Grout for Glass Tile Installations

Shaw suggests installing this and other glass products with Merkrete's Integra all-in-one thinset and grout. It is an excellent solution for setting glass and mosaics on backsplashes and in other applications, resulting in a faster and cleaner installation.

### Product Description

BASIC USE: Merkrete Integra mortar's both a thin set adhesive and grout for installing glass tile on walls and floors.

### Technical Data

Applicable Standards: Integra meets or exceeds industry requirements ANSI A118.4 for latex portland cement mortar. Follow ANSI A108.5 for installation. ANSI A118.6 for portland cement grout and ANSI A118.7 polymer modified cement grout. Follow the TCA Handbook and ANSI A108.10-1999 Installation of Grout in Tile work.


Products installed in an exterior application must comply with applicable ANSI 108 series of the "American National Standard Specifications for the Installation of Ceramic Tile" and comply with TCA installation methods applicable to installation conditions..

Since there is a shade variation on all natural products, the tile and trim supplied for your particular installation may not match these samples. Final selection should be made from actual tiles and trim and not from tile and trim samples or color reproductions. Manufactured in accordance with ANSI A137.1 standards.




## Accent


### CS57D 12" x 12" x 1" Square Mosaic



### CS58J 3" x 6" Wall Tile



### CS59J Random Linear Mosaic



## Benefits

